

<b>NAME OF THE COMPANY : SVA INDIA LIMITED</b>			
<b>BSE SCRIP CODE : 531885 CLASS: EUQITY SHARES</b>			
<b>Quarter ended: 31.03.2013</b>			
<b>Partly paid-up shares:-</b>	<b>No. of partly paid-up shares</b>	<b>As a % of total no. of partly paid-up shares</b>	<b>As a % of total no. of shares of the company</b>
Held by promoter/promoter group	0.00	0.00	0.00
Held by public	0.00	0.00	0.00
<b>Total - D</b>	<b>0.00</b>	<b>0.00</b>	<b>0.00</b>
<b>Outstanding convertible securities</b>	<b>No. of outstanding securities</b>	<b>As a % of total no. of outstanding convertible securities</b>	<b>As a % of total no. of shares of the company, assuming full conversion of the convertible securities</b>
Held by promoter/promoter group	0.00	0.00	0.00
Held by public	0.00	0.00	0.00
<b>Total - E</b>	<b>0.00</b>	<b>0.00</b>	<b>0.00</b>
<b>Warrants:-</b>	<b>No. of warrants</b>	<b>As a % of total no. of warrants</b>	<b>As a % of total no. of shares of the company, assuming full conversion of warrants</b>
Held by promoter/promoter group	0.00	0.00	0.00
Held by public	0.00	0.00	0.00
<b>Total - F</b>	<b>0.00</b>	<b>0.00</b>	<b>0.00</b>

	<b><u>No. of Shares</u></b>	<b><u>Paid-up Capital</u></b>
<b>Total paid-up capital of the company, assuming full conversion of warrants and convertible securities (Grand Total (A+B+C)+ D+E+F )</b>	<b>3302600</b>	<b>33026000</b>




## NAME OF THE COMPANY : SVA INDIA LIMITED

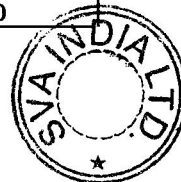
BSE SCRIP CODE : 531885

## Statement Showing Shareholding Pattern

Category code	Category of Shareholder	Number of Shareholders	Table (I)(a)		Total shareholding as a percentage of total number of shares		Shares Pledged or otherwise encumbered	
			Total number of shares	Number of shares held in dematerialized form	As a percentage of (A+B) <sup>1</sup>	As a percentage of (A+B+C)	Number of shares	As a percentage
(I)	(II)	(III)	(IV)	(V)	(VI)	(VII)	(VIII)	(IX) = (VIII)/(IV)*100
(A)	Shareholding of Promoter and Promoter							
1	Indian							
(a)	Individuals/ Hindu Undivided Family	6	1931290	0	58.48	44.40	0.00	0.00
(b)	Central Government/ State Government(s)	0	0	0	0.00	0.00	0	0.00
(c)	Bodies Corporate	2	405000	0	12.26	26.34	0	0.00
(d)	Financial Institutions/ Banks				0.00	0.00	0	0.00
(e)	Any Others(Specify)				0.00	0.00	0	0.00
(e-i)		0	0	0	0.00	0.00	0	0.00
(e-ii)					0.00	0.00	0	0.00
	Sub Total(A)(1)	8	2336290	0	70.74	70.74	0	0.00
2	Foreign							
a	Individuals (Non-Residents Individuals/ Foreign Individuals)	0	0	0	0.00	0.00	0	0.00
b	Bodies Corporate	0	0	0	0.00	0.00	0	0.00
c	Institutions	0	0	0	0.00	0.00	0	0.00
d	Any Others(Specify)	0	0	0	0.00	0.00	0	0.00
	Sub Total(A)(2)	0	0	0	0.00	0.00	0	0.00
	Total of Promoter group	8	2336290	0	70.74	70.74	0	0.00



<b>(B)</b>	<b>Public shareholding</b>							
<b>1</b>	<b>Institutions</b>							
(a)	Mutual Funds/ UTI	0	0	0	0.00	0.00	0	0.00
(b)	Financial Institutions Banks	0	0	0	0.00	0.00	0	0.00
(c)	Central Government/ State Government(s)	0	0	0	0.00	0.00	0	0.00
(d)	Venture Capital Funds	0	0	0	0.00	0.00	0	0.00
(e)	Insurance Companies	0	0	0	0.00	0.00	0	0.00
(f)	Foreign Institutional Investors	0	0	0	0.00	0.00	0	0.00
(g)	Foreign Venture Capital Investors	0	0	0	0.00	0.00	0	0.00
(h)	Any Other (specify)	0	0	0	0.00	0.00	0	0.00
(h-i)					0.00	0.00	0	0.00
(h-ii)					0.00	0.00	0	0.00
	<b>Sub-Total (B)(1)</b>	<b>0</b>	<b>0</b>	<b>0</b>	<b>0</b>	<b>0</b>	<b>0</b>	<b>0.00</b>
<b>B 2</b>	<b>Non-institutions</b>							
(a)	Bodies Corporate	0	0	0	0	0	0	0.00
(b)	Individuals							
I	Individuals -I. Individual shareholders holding nominal share capital up to Rs 1 lakhs	493	441110	0	13.36	8.98	0	0.00
II	ii. Individual shareholders holding nominal Share capital in excess of Rs. 1 lakh.	4	525200	0	15.90	20.28	0	0.00
(c)	Any Other (specify)	0	0	0	0.00	0.00	0	0.00
(c-i)	NRIs	0	0	0	0	0	0	0.00
(c-ii)	Clearing Member	0	0	0	0.00	0.00	0	0.00
	<b>Sub-Total (B)(2)</b>	<b>497</b>	<b>966310</b>	<b>0</b>	<b>29.26</b>	<b>29.26</b>	<b>0</b>	<b>0.00</b>
<b>(B)</b>	<b>Total Public Shareholding (B)= (B)(1)+(B)(2)</b>	<b>497</b>	<b>966310</b>	<b>0</b>	<b>29.26</b>	<b>29.26</b>	<b>0</b>	<b>0.00</b>




	<b>TOTAL (A)+(B)</b>	<b>505</b>	<b>3302600</b>	<b>0</b>	<b>100.00</b>	<b>100.00</b>	<b>0</b>	<b>0.00</b>
<b>(C)</b>	<b>Shares held by Custodians and against which Depository Receipts have been issued</b>							
1	Promoter and Promoter Group	0	0	0	0.00	0.00	0	0.00
2	Public					0.00	0	0.00
	<b>Sub-Total (C)</b>	<b>0</b>	<b>0</b>	<b>0</b>	<b>0.00</b>	<b>0</b>	<b>0</b>	<b>0</b>
	<b>GRAND TOTAL (A)+(B)+(C)</b>	<b>505</b>	<b>3302600</b>	<b>0</b>	<b>100.00</b>	<b>100.00</b>	<b>0</b>	<b>0.00</b>




**(I)(b) Statement showing holding of securities (including shares, warrants convertible securities) of persons belonging to the category "Promoter and Promoter Group"**

Sr. No	Name of the shareholder	Detail of Shares held		Encumbered shares (*)			Details of warrants		Details of Convertible Securities		Total shares(including underlying shares assuming full conversion of warrants and convertible securities) as a % of diluted share capital	
		No. of Shares held	As a % of grand total (A) - (B)+(C)	No.	As a percentage	As a % of grand total (A) + (B) + (C) of sub-clause (I)(a)	Number of warrants held	As a % of total number of warrants of the same class	Number of convertible securities held	As a % total number of convertible securities of the same class		
(I)	(II)	(III)	(IV)	(V)	(VI)	(VII)	(VIII)	(IX)	(X)	(XI)	(XII)	
1	VINOD GUPTA	181000	5.48	0.00	0.00	0.00	0.00	0.00	0.00	0.00	0.00	
2	RAGHAV GUPTA	386200	11.69	0.00	0.00	0.00	0.00	0.00	0.00	0.00	0.00	
3	ABHINAV GUPTA	444000	13.44	0.00	0.00	0.00	0.00	0.00	0.00	0.00	0.00	
4	RANJANA GUPTA	233200	7.06	0.00	0.00	0.00	0.00	0.00	0.00	0.00	0.00	
5	VINOD KUMAR GUPTA (HUF)	468680	14.19	0.00	0.00	0.00	0.00	0.00	0.00	0.00	0.00	
6	PUSHPA ARYA	218210	6.61	0.00	0.00	0.00	0.00	0.00	0.00	0.00	0.00	
7	BOLLYWOOD INDIA PVT.LTD	205000	6.21	0.00	0.00	0.00	0.00	0.00	0.00	0.00	0.00	
8	YELLOW ROSE DEVELOPERS PVT. LTD	200000	6.06	0.00	0.00	0.00	0.00	0.00	0.00	0.00	0.00	
	<b>TOTAL</b>	<b>233629</b>	<b>70.74</b>	<b>0.00</b>	<b>0.00</b>	<b>0.00</b>	<b>0.00</b>	<b>0.00</b>	<b>0.00</b>	<b>0.00</b>	<b>0.00</b>	



**Statement showing holding of securities (including shares, warrants, convertible securities) of persons belonging to the category "Public" and holding more than 1% of the total number of shares**

Sr. No.	Name of the shareholder	Number of shares held	Shares as a percentage of total number of shares {i.e., Grand Total (A)+(B)+(C) indicated in Statement at para (I)(a) above}	Details of warrants		Details of convertible securities		Total shares (including underlying shares assuming full conversion of warrants and convertible securities) as a % of diluted share capital
				Number of warrants held	As a % total number of warrants of the same class	Number of convertible securities held	% w.r.t total number of convertible securities of the same class	
(I)	(II)	(III)	(IV)	(V)	(VI)	(VII)	(VIII)	(IX)
1.	Hindustan Sanforisers Ltd	47300	1.43	0.00	0.00	0.00	0.00	0.00
2.	Rakesh Gupta	107700	3.26	0.00	0.00	0.00	0.00	0.00
3.	Nitin Gupta	84500	2.55	0.00	0.00	0.00	0.00	0.00
4.	Vivek Steel Industries Pvt.Ltd	150000	4.54	0.00	0.00	0.00	0.00	0.00
5.	Arkay Enclave Pvt.Ltd	163500	4.95	0.00	0.00	0.00	0.00	0.00
6.	Pariwar Realtors Pvt.Ltd	104000	3.15	0.00	0.00	0.00	0.00	0.00
	<b>TOTAL</b>	<b>657000</b>	<b>19.88</b>					



**(I)(d) Statement showing details of locked in shares**

Sr. No.	Name of the shareholder	Number of locked-in shares	Locked-in shares as a percentage of total number of shares (i.e., Grand Total (A)+(B)+(C) indicated in Statement at para (I)(a) above)
1	NIL	0.00	0.00
	<b>TOTAL</b>	<b>0.00</b>	<b>0.00</b>

**(II)(a) Statement showing details of Depository Receipts (DRs)**


Sr. No.	Type of outstanding DR (ADRs, GDRs, SDRs, etc.)	Number of outstanding DRs	Number of shares underlying outstanding DRs	Shares underlying outstanding DRs as a percentage of total number of shares (i.e., Grand Total (A)+(B)+(C) indicated in Statement at para (I)(a) above)
1	NIL	0.00	0.00	0.00
	<b>TOTAL</b>	<b>0.00</b>	<b>0.00</b>	<b>0.00</b>

**(II)(b) Statement showing holding of Depository Receipts (DRs), where underlying shares held by "promoter/promoter group" are in excess of 1% of the total number of shares**

Sr. No.	Name of the DR Holder	Type of outstanding DR (ADRs, GDRs, SDRs, etc.)	Number of shares underlying outstanding DRs	Shares underlying outstanding DRs as a percentage of total number of shares (i.e., Grand Total (A)+(B)+(C) indicated in Statement at para (I)(a) above)
1	NIL	0.00	0.00	0.00
	<b>TOTAL</b>	<b>0.00</b>	<b>0.00</b>	<b>0.00</b>

Place: Mumbai  
Date: 12.04.2013

For SVA India Limited



  
Raghav Gupta  
(Director)